

## Removal of natural organic matter (NOM) from an aqueous solution by NaCl and surfactant-modified clinoptilolite

Mehdi Vosoughi Niri, Amir Hosein Mahvi, Mahmoud Alimohammadi, Mohammad Shirmardi, Hafez Golastanifar, Mohamma Javad Mohammadi, Abolfazl Naeimabadi and Maria Khishdost

### ABSTRACT

Zeolitic tuffs are found in different parts of the world. Iranian zeolite is a low-cost material that can be frequently found in nature. Surfactant-modified zeolite (SMZ) can be used for the adsorption of natural organic matter (NOM) from aqueous solutions. The adsorption study was conducted to evaluate the adsorption capacity of SMZ; furthermore, the effects of contact time, initial pH, and the initial adsorbent dose on the adsorption process were investigated in a batch system. The kinetic studies showed that the adsorption of NOM on SMZ was a gradual process. The optimum initial pH values for the adsorption of NOM on SMZ were in the acidic ranges. The batch kinetic experiments showed that the adsorption followed the pseudo-second-order kinetic model with good correlation coefficients. The equilibrium data were well described by the Langmuir isotherm model. The results show that the natural zeolite being modified with NaCl and hexadecyltrimethylammonium bromide as a cationic surfactant was an appropriate adsorbent for the removal of NOM.

**Key words** | adsorption isotherm, adsorption kinetics, hexadecyltrimethylammonium bromide, natural organic matter, zeolite

**Mehdi Vosoughi Niri**  
**Mohammad Shirmardi**  
**Mohamma Javad Mohammadi**  
**Maria Khishdost**  
Department of Environmental Health Engineering,  
School of Public Health,  
Ahvaz Jundishapur University of Medical Sciences,  
Ahvaz, Iran

**Mahmoud Alimohammadi**  
Department of Environmental Health Engineering,  
School of Public Health,  
Tehran University of Medical Sciences,  
Tehran, Iran

**Amir Hosein Mahvi** (corresponding author)  
National Institute of Health Research,  
Tehran University of Medical Sciences,  
Tehran, Iran  
E-mail: [mvn\\_20@yahoo.com](mailto:mvn_20@yahoo.com)

**Hafez Golastanifar**  
National Exploration Directorate Oil Company,  
NIOC, Iran

**Abolfazl Naeimabadi**  
Department of Environmental Health,  
School of Public Health,  
North Khorasan University of Medical Sciences,  
Bojnourd, Iran

### INTRODUCTION

Natural organic matter (NOM) is considered a complex matrix of organic compounds present in many water resources, especially surface water (Wang *et al.* 2006; Zazouli *et al.* 2007; Brigante *et al.* 2008). NOM causes a wide variety of problems in drinking water treatment operations. The presence of NOM in water may be carcinogenic as a result of reactions between NOM and disinfectants. The presence of NOM in raw water sources is unfavorable and has long been a problem for water supply systems in industries. In particular, NOM affects the quality of drinking water in several ways. For example, color, taste, and odor are important esthetic drinking water quality problems caused by such

compounds (Mahvi *et al.* 2009; Li *et al.* 2011; Ben-Sasson *et al.* 2013). In addition, NOM can bind with synthetic organic pollutants (such as pesticides) and heavy metals and result in their transport through treatment units and the distribution network (Anirudhan & Ramachandran 2007; Mahvi *et al.* 2009; Imyim & Prapalimrungsi 2010). Also, as a consequence of the presence of high concentrations of NOM in raw water, the chlorination of raw water can result in disinfection by-products such as trihalomethanes during the chlorination process (Anirudhan & Ramachandran 2007; Chiang *et al.* 2009). Therefore, the removal of NOM from drinking water resources is very important.

Different methods have been applied to remove NOM from drinking water including coagulation and flocculation, ion exchange, adsorption by activated carbon, and membrane filtration (Landrum *et al.* 1984; Cornelissen *et al.* 2008; Chiang *et al.* 2009; Zhan *et al.* 2011a). Among the above-mentioned processes, adsorption is a promising method. Many different adsorbents including activated carbon, resin, carbon nanotube, and chitosan have been used to remove NOM (Newcombe *et al.* 2002; Wu *et al.* 2002; Chen & Wu 2004; Anirudhan & Ramachandran 2007; Wang & Zhu 2007; Sun *et al.* 2012). Natural zeolites are hydrated aluminosilicates with the chemical composition of tetrahedrons of SiO<sub>4</sub> and AlO<sub>4</sub>, and include water molecules, and alkali and alkaline earth metals in their structures (Wang *et al.* 2006; Zhan *et al.* 2011b). Surfactant-modified zeolite (SMZ) can be used for the adsorption of NOM from aqueous solutions. Various surfactants can be used for modification of natural zeolites such as cetylpyridinium bromide, hexadecyltrimethylammonium bromide (HDTMA), and cetyltrimethylammonium bromide (Wang *et al.* 2006; Karadag *et al.* 2007; Lin *et al.* 2011a). Natural zeolites can generally exchange cations instead of anions, which make them appropriate for surface modification by cationic surfactants (Anirudhan & Ramachandran 2007; Zazouli *et al.* 2008). Cationic surfactants comprise positive groups that can readily exchange their group with the exchangeable cations on the external surface of the zeolite, making a monolayer or bilayer surfactant depending on the conditions, which results in an improvement in the adsorption capacity (Wang *et al.* 2006; Zhan *et al.* 2011b). Some studies have investigated the evaluation of NOM adsorption capacity of natural and SMZ. Anirudhan's study showed that surfactant-modified bentonite can be used for the removal of humic acid (HA) from wastewaters (Anirudhan & Ramachandran 2007). HDTMA-modified zeolite was used in Wang *et al.*'s study on the adsorption of fulvic acid from aqueous solution (Wang *et al.* 2006). Adsorption of tannic acid from aqueous solution onto SMZ was examined by Lin *et al.* (2011a).

It is worth noting that each zeolite has intrinsic properties, and the efficiency with which a particular zeolite absorbs a pollutant may vary. Since the efficiency of Iranian zeolites has not been evaluated for the removal of NOM from aqueous solution, the present study aimed to

modify a natural Iranian zeolite with NaCl and HDTMA, and investigate its efficiency as a low-cost and frequent adsorbent for the removal of NOM from water. The effects of operational parameters on the adsorption of NOM were evaluated.

## MATERIALS AND METHODS

### Raw materials

The natural zeolite was obtained from Semnan province located in the central region of Iran via Afrazand Co. Ltd. The surface morphology of the natural and surfactant-modified zeolite was analyzed by scanning electron microscopy (SEM) (XL30 Philips Holland). X-ray fluorescence spectroscopy (PW 2404 Philips Holland) was used to analyze the chemical composition of the natural zeolite. The crystallinity phase of the natural and SMZ samples was analyzed using X-ray diffraction (XRD) (Philips-XPRT) techniques. HDTMA was purchased from Merck Company, Germany. Other chemicals used in this study were obtained from Merck Company, Germany. NOM solution samples were real and collected from Tehran Latiyan dam.

### Preparation of adsorbent

The zeolite tuff was ground and sieved using 0.21–0.3 mm American Standard Test Sieve Series (ASTM) sieves. The milled zeolitic tuff was washed several times to remove inorganic impurities; then, for dissolution of salts, 10 g of the zeolite was completely soaked in 1 L of deionized water for 24 hours. To eliminate organic materials in the zeolite, it was then dried at a temperature above 250 °C in an oven for 24 hours (Koh & Dixon 2009; Torabian *et al.* 2010).

### Treatment of the natural zeolite with NaCl

Before the modification of the zeolite surface with the surfactant, in order to make homoionic adsorption sites on the zeolite surface with sodium, 10 g of the zeolite was added to each conical flask containing 100 mL sodium

chloride solution of 2 M concentration. Then the conical flasks were shaken by an incubator shaker (150 rpm; 20 °C) for 24 hours (Torabian *et al.* 2010). In order to prevent the possible intervention of the chloride anions in the modification of the zeolite, samples were washed several times with distilled water to remove the remaining chloride. The residual chloride in the supernatant of the pre-modified samples was determined by AgNO<sub>3</sub> using the argentometry method (Ghiaci *et al.* 2004). Finally, the samples were dried in an oven at 50 °C for 24 hours (Zhan *et al.* 2011b).

### Treatment of the natural zeolite with surfactant

Zeolite surfactant modification can improve the adsorption capacity. A monolayer is formed when the surfactant concentration is equal to or less than its critical micelle concentration (CMC). The surfactant molecules form a bilayer of surfactant on the surface of the zeolite if the surfactant concentration in a solution exceeds the CMC (Haggerty & Bowman 1994). The surfactant modification of the zeolite makes a hydrophobic environmental condition for the partitioning of the organic molecules with low polarity and high molecular weight (Wang & Peng 2010). The CMC of HDTMA is 1.8 mmol/L (Ghiaci *et al.* 2004; Torabian *et al.* 2010). In order to determine the effect of surfactant concentration on the adsorption of NOM, three initial concentrations of HDTMA surfactant (0.5, 1.8, and 20 mmol/L) were selected for modification, with their concentrations being lesser, equal, and higher than the CMC of the surfactant, respectively. Cation exchange capacity (CEC) and external cation exchange capacity (ECEC) of the adsorbents were determined according to the procedure of Haggerty & Bowman (1994). For the preparation of the modified zeolite, 10 g of the prepared cationic zeolite was added into 200 mL conical flasks containing 100 mL of different concentrations of HDTMA. Then, the flasks were shaken in an incubator shaker (150 rpm; 20 °C) for 24 hours. The solid was washed with distilled water repeatedly until no Br<sup>-</sup> was detected by AgNO<sub>3</sub> solution, and then it was dried in an oven at 50 °C for 24 hours (Torabian *et al.* 2010). The zeolites modified with 0.5, 1.8, and 20 mmol/L HDTMA solutions were named SMZ1, SMZ2, and SMZ3, respectively.

### Adsorption experiments

To compare the efficiencies of NOM removal with different types of modified adsorbents, 100 mL of a constant concentration of NOM was poured into conical flasks, and then a fixed dose (0.08 g/L) of different adsorbents was added to each flask. The solutions were shaken until equilibrium was reached (150 min), during which time there was no significant increase in the rate of adsorption. The % removal of NOM was calculated using Equation (1). The adsorbent with the higher adsorption capacity of NOM was chosen for use in the next experiments. All the adsorption experiments were carried out in a batch system. A stock solution of NOM was prepared by mixing the desired amount of natural raw water containing NOM in distilled water. This solution was diluted to obtain the required solutions. The kinetics of the adsorption were determined by analyzing the adsorption of the NOM at different time intervals. A total organic carbon (TOC) analyzer (TOC-VCSH, Shimadzu, Japan) was used to analyze NOM in the aqueous solutions. The effect of different doses of the adsorbent, which ranged from 0.2 to 1.2 g/L, was examined. The influence of initial pH was studied in various ranges (3–11) at a constant adsorbent dose. NOM adsorption experiments were performed to acquire isotherms at a fixed dose of the adsorbent for the time greater than equilibrium at 25 °C in an incubator shaker (Innova 4340, USA). 0.1 M HCl and NaOH prepared from the analytic grade chemicals were used for the pH adjustment. The % removal of NOM was calculated using the following equation:

$$\% \text{ Removal of NOM} = [C_0 - C_t/C_0] \times 100 \quad (1)$$

where  $C_0$  and  $C_t$  are the initial and residual concentrations of NOM (mg/L), respectively.

Blank samples were used as controls for each series of experiments. The amount of adsorbed NOM on SMZ was calculated using the following equation:

$$q_e = [(C_0 - C_e) \times M]/V \quad (2)$$

where  $q_e$  is the amount of NOM adsorbed on adsorbate (mg/g) at equilibrium time,  $C_e$  is the equilibrium liquid-phase concentration of NOM (mg/L),  $V$  is the volume of the solution (L), and  $M$  is the weight of the adsorbent used (g).

## RESULTS AND DISCUSSION

### Characterization of the natural zeolite

The XRD patterns showed that clinoptilolite was the main component of the natural zeolite. The structural parameters of the SMZ were very close to that of the corresponding parent natural zeolite, which showed that the crystalline nature of the zeolites remained intact after chemical treatment with surfactant molecules (Figure 1). The surface of

the natural and modified zeolite was observed using an SEM device and the observed results are presented in Figure 2. The crystal structure of the natural zeolite can be clearly seen (Figure 2(a)). However, the crystal structure of the SMZ shows different images (Figure 2(b)). This result indicates that an organic layer formed on the zeolite surface when natural zeolite was modified by the surfactant solution. The chemical composition of the natural zeolite is given in Table 1.

The CEC and ECEC of the natural zeolite were determined to be 1.85 and 0.205 meq/g, respectively.

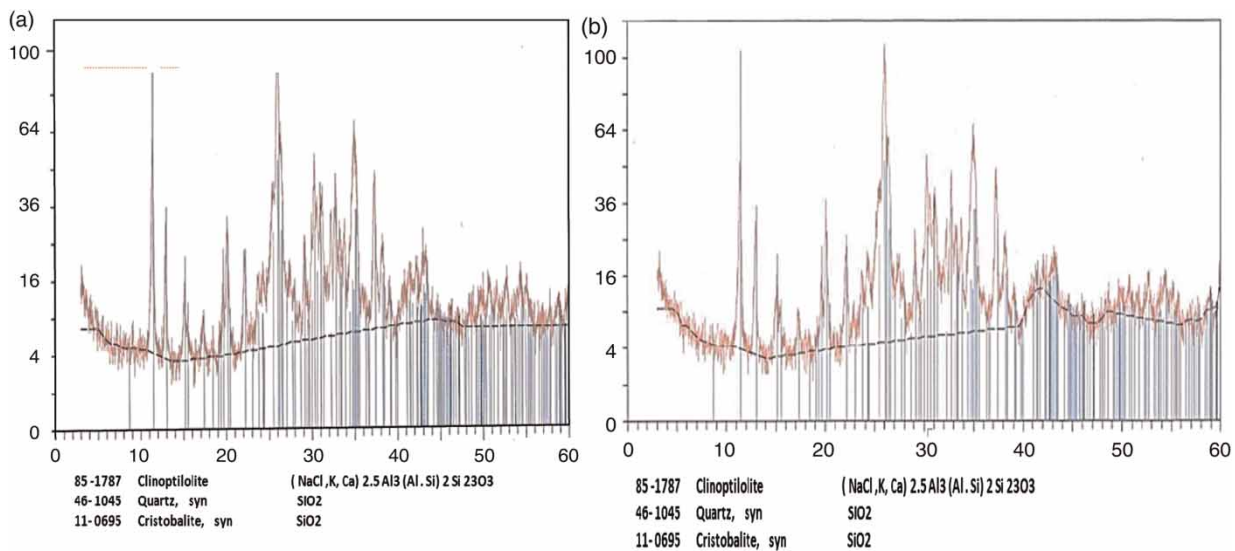


Figure 1 | XRD patterns of (a) natural zeolite and (b) SMZ3.




Figure 2 | SEM images of (a) natural zeolite and (b) SMZ.

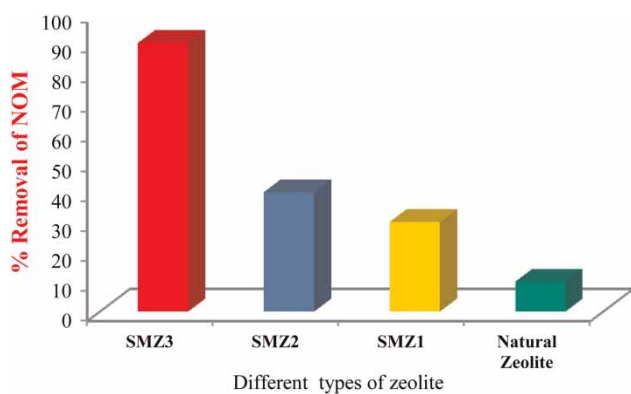


**Table 1** | Chemical composition of the natural zeolite

Component	(w/w) %
SiO <sub>2</sub>	69.321
Al <sub>2</sub> O <sub>3</sub>	10.475
Na <sub>2</sub> O	2.224
MgO	0.41
P <sub>2</sub> O <sub>5</sub>	0.02
SO <sub>3</sub>	0.045
K <sub>2</sub> O	4.028
CaO	1.289
TiO <sub>2</sub>	0.191
Fe <sub>2</sub> O <sub>3</sub>	0.662
Sr	0.028
Zr	11.27
Loss by ignition	0.017

### Effect of the amount of HDTMA in the zeolitic material

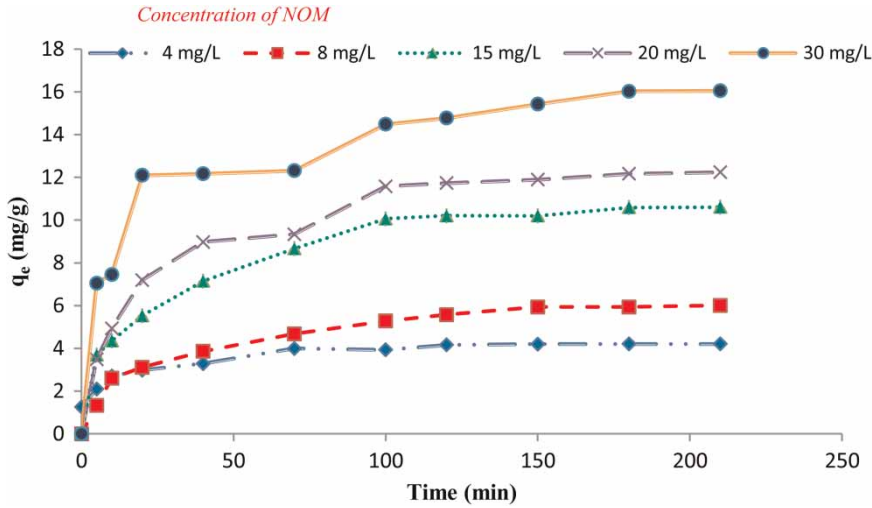
The removal efficiencies of the different types of modified zeolites are shown in Figure 3. According to the figure, the results show that SMZ3 as the zeolite loaded with a surfactant concentration greater than CMC had a higher capacity to adsorb NOM. This result indicates that surface coverage as a bilayer rather than a monolayer has a strongly favorable influence on NOM adsorption onto HDTMA-modified zeolites. Therefore, among the types of adsorbents, SMZ3 was chosen as the best adsorbent and used for the next experiments. The results showed that natural zeolite had an insignificant affinity for NOM in aqueous solutions. This

**Figure 3** | Effect of different types of surfactant-modified zeolite on the % removal of NOM (initial concentration = 10 mg/L, pH = 7, and adsorbent dose = 0.8 g/L).

may be due to the strong dipole interaction between natural zeolite and water, which excludes HA from zeolites. Different mechanisms, such as hydrogen bonding, hydrophobic interaction, and partitioning mechanisms, have been suggested to account for NOM adsorption onto SMZ with monolayer coverage (Wang *et al.* 2006). HA is one of the main components of NOM and contains several kinds of functional groups, such as -COOH and -OH (Hartono *et al.* 2009). The formation of hydrogen bonds between the N of HDTMA and hydroxyl groups and carboxylic groups of HA may be favorable to HA adsorption onto modified zeolite. Koopal *et al.*'s study showed the binding of cationic surfactant cetylpyridinium chloride to HA was due to electrostatic and hydrophobic attractions (Koopal *et al.* 2004). This shows that hydrophobic interaction or electrostatic attraction may be the main mechanism in HA or other NOM adsorption onto cationic SMZ. When a surfactant monolayer forms on modified zeolite, NOM adsorption may be attributed to hydrophobic interaction and hydrogen bonding. NOM components adsorption may be driven by a collaboration of hydrophobic interaction, hydrogen bonding, and electrostatic interaction for modified zeolite with bilayer coverage (Ding & Shang 2010).

### Effect of contact time and initial concentration

Figure 4 illustrates the effect of contact time and initial concentration on the adsorption of NOM onto SMZ3. For assessing the effect of contact time and initial concentration of NOM, a fixed dose of SMZ3 at pH = 7 was used for each concentration of NOM. The experiments showed that the amount of adsorbed NOM on the zeolite surface increased gradually; by increasing the contact time, the adsorption rate was initially rapid and then gradually decreased with time until it reached equilibrium beyond which there was no significant increase in the rate of adsorption. Equilibrium was nearly reached after 150 min for five different initial NOM concentrations. Hence, in the present work, 150 min was chosen as the equilibrium time. Figure 4 shows that the amount of adsorbed NOM depends on the initial concentration of NOM in the solution. By increasing the initial concentration of NOM from 4 to 30 mg/L, the amount of adsorbed NOM at the equilibrium time ( $q_e$ ) increased from 4 to 16 mg/g. It was observed that the

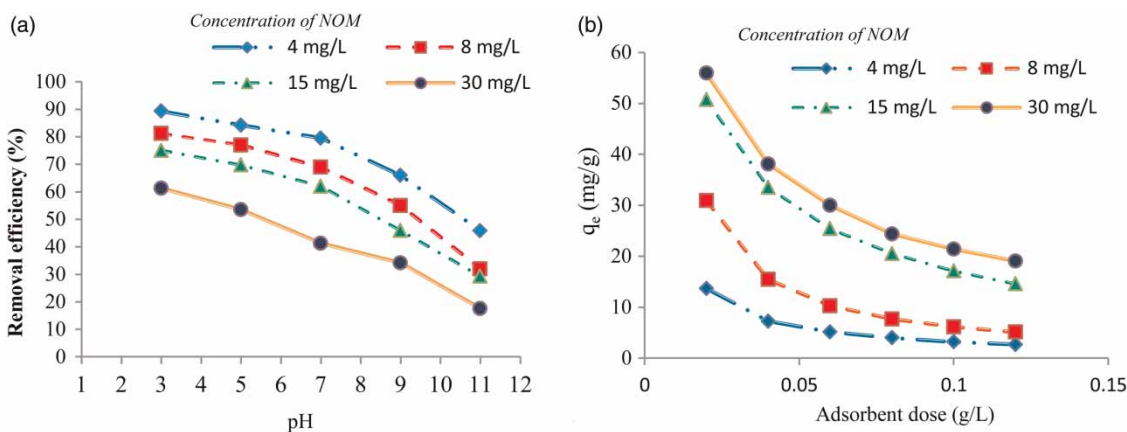


**Figure 4** | Effect of contact time and initial concentration on the amount of the NOM adsorbed (mg/g) (pH = 7 and adsorbent dose = 0.8 g/L).

amount of adsorbed NOM increased with the increase in the contact time for all the initial NOM concentrations. These observations show that initial NOM concentration has no effect on required time for equilibrium. During the initial stages, many numbers of vacant sites are accessible on the surface of the adsorbent; therefore, the adsorption rate of NOM is relatively high. The adsorption process becomes less efficient due to the gradual occupancy of these sites. With increasing time, the occupation of the remaining vacant sites becomes more difficult owing to the increased repulsive forces between NOM components on the surface of the adsorbents. These results are consistent with other similar studies (Anirudhan & Ramachandran 2007).

### Effect of pH

Figure 5(a) shows that the NOM removal efficiency increases with decreasing pH. A low pH was best for NOM adsorption onto SMZ3, and we used pH 5 for isotherm experiments in the following stages. According to the literature, electrostatic interaction may be the significant mechanism for NOM adsorption onto SMZ, in addition to hydrophobic interaction and hydrogen bonding (Zhan *et al.* 2011b). HA, fulvic acid, and tannic acid are the principal components of NOM; they are anionic hydrophobic macromolecules and have weakly acidic functional groups. At lower pH, most of the weakly acidic functional groups in HA and fulvic acid are



**Figure 5** | Effect of (a) pH and (b) adsorbent dose on NOM adsorption ( $t = 150$  min).

uncharged and are therefore more susceptible to adsorption by SMZ (Zhan *et al.* 2011c). NOM components are weak organic acids, and their ionization is strongly dependent on solution pH. At low solution pH, NOM molecules are present in a neutral form. The adsorption of unionized NOM onto the positively charged surface of SMZ is unlikely to be driven by electrostatic attraction. Therefore, hydrogen bonding and organic partitioning are responsible for the adsorption of NOM onto SMZ at lower solution pH. NOM molecules are almost completely ionized at higher solution pH. The increase of solution pH from 3 to 11 leads to decrease of hydrogen bonding between NOM and SMZ but increases electrostatic attraction between NOM and SMZ. At higher solution pH, completely ionized NOM molecules cannot supply hydroxyl hydrogen atoms to the nitrogen atom of the HDTMA bilayer of SMZ to form hydrogen bonding (Karadag *et al.* 2007; Lin *et al.* 2011a). In addition, the increase of the solution pH leads to the increase of competition between the hydroxyl ion and the ionized NOM molecules for the same positively charged adsorption sites on the surface of SMZ3, which causes a decreased NOM adsorption capacity (Wang & Zhu 2007; Zhan *et al.* 2011b). Furthermore, it is noticeable that the NOM molecular size may increase from a spherical structure form at lower pH to a linear structure form at higher pH, which also indicates that the adsorption of NOM is reduced at higher pH values (Wang & Zhu 2007; Monash & Pugazhenthii 2010). Similar trends of pH effect were observed for the adsorption of fulvic acid and HA on SMZ (Wang *et al.* 2006; Anirudhan & Ramachandran 2007). However, Lin's study showed that the tannic acid adsorption capacity for SMZ was relatively high at solution pH of 4.0–7.0, and decreased with increasing solution pH from 7.0 to 8.5 (Lin *et al.* 2011b).

### Effect of adsorbent dose

Figure 5(b) presents the effect of adsorbent dose on NOM removal at different initial concentrations of NOM. The experiments showed that with increasing the amount of adsorbent dose from 0.2 to 1.2 g/L, % removal of NOM increased for all NOM concentrations. However,  $q_e$  for different NOM concentrations decreased with increasing

the adsorbent dose. For example, according to Figure 5(b),  $q_e$  (mg/g) for the initial NOM concentration of 4 mg/L decreased from 10 to 4.1 mg/g, and for the initial concentration of 30 mg/L decreased from 55 to 19 mg/g when the adsorbent dose was increased from 0.2 to 1.2 g/L. It is easily understood that the number of available adsorption sites is increased by increasing the adsorbent dose, which results in the increased percentage of NOM removal. On the other hand, the experiments showed that  $q_e$  decreased when the adsorbent dose was increased, which is due to unsaturated sites on the adsorbent during the adsorption process (Wang & Peng 2010; Lin *et al.* 2011b).

### Adsorption kinetics

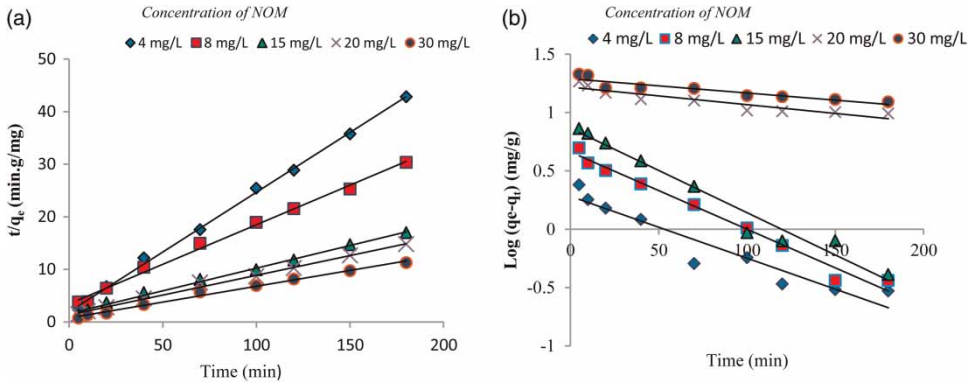
The pseudo-first-order of Lagergren is one of the most widely used equations for the sorption of solute from a liquid solution (Ho & McKay 1999). The differential pseudo-first-order equation is expressed as follows:

$$(dq_t/dt) = k_1(q_e - q_t) \quad (3)$$

where  $q_t$  and  $q_e$  are the amount of the NOM adsorbed (mg/g) at time  $t$  and at equilibrium time, respectively, and  $k_1$  is the rate constant of adsorption (1/min). The integration of Equation (3) with the initial conditions,  $q_t = 0$  at  $t = 0$  and  $q_t = q_e$  at  $t = t_e$  leads to the following:

$$\log(q_e - q_t) = \log q_e - (k_1/2.303)t \quad (4)$$

Figure 6(a) shows the plots of linear form of pseudo-first-order kinetics for all concentrations of NOM. The intercept and slope of the plots were used to determine the values of  $q_e$  and the pseudo-first-order rate constant ( $k_1$ ), respectively (Hartono *et al.* 2009). The calculated rate constant, experimental and calculated ( $q_e$ ), and corresponding correlation coefficient values are presented in Table 2. It was also observed that correlation coefficients ( $r^2$ ) were relatively low for all NOM concentrations. The calculated  $q_e$  values for the pseudo-first-order kinetics do not agree with experimental values very well (Table 2). These results show no suitability of the pseudo-first-order



**Figure 6** | (a) Pseudo-first-order and (b) pseudo-second-order kinetics for NOM adsorption onto SMZ3 (adsorbent dose = 0.8 g/L and pH = 7).

**Table 2** | Pseudo-first- and pseudo-second-order adsorption rate constants and the calculated and experimental  $q_e$  for the adsorption of NOM onto SMZ3

Kinetic models Concentration (mg/L)	Experimental $q_{exp}$ (mg/g)	Pseudo-first-order			Pseudo-second-order			$h$ (mg/g/min)
		$k_1$ (1/min)	$q_{ecal}$ (mg/g)	$r^2$	$k_2$ (g/mg/min)	$q_{ecal}$ (mg/g)	$r^2$	
4	3.8	0.012	1.91	0.90	0.013	3.33	0.993	0.14
8	5.8	0.015	5	0.98	0.006	6.64	0.998	0.26
15	11	0.016	7.34	0.97	0.0048	11.57	0.993	0.64
20	13	0.0034	16.48	0.88	0.0041	13.29	0.997	0.74
30	16	0.0027	19.49	0.84	0.0048	16.58	0.994	1.32

model in foretelling the kinetics of NOM adsorption onto the SMZ3.

Ho's pseudo-second-order model, the differential equation, is expressed as follows (Ho & McKay 1999; Hartono et al. 2009):

$$(dq_t/dt) = k_2(q_e - q_t)^2 \tag{5}$$

where  $k_2$  is the equilibrium rate constant calculated for the pseudo-second-order adsorption model (g/mg/min).

Equation (5) can be arranged to obtain linear form as follows:

$$t/q_e = 1/(k_2q_e^2) + 1/(q_e)t \tag{6}$$

$$h = k_2q_e^2 \tag{7}$$

where  $h$  is the initial sorption rate and can be obtained from the intercept. The pseudo-second-order kinetic analysis

reveals that the value of the initial adsorption rates,  $h$ , increases with increase in the initial NOM concentration (Table 2). The lower the concentration of NOM in the solution, the lower the probability of collisions between the adsorbate and active site on the surface of the adsorbent.

The  $q_e$  is obtained from the slope of the plot of  $t/q_t$  against  $t$  (Figure 6(b)),  $k_2$  can be calculated from the value of the initial sorption rate. The calculated  $q_e$  values agree with the experimental data very well (Table 3). The correlation coefficients ( $r^2$ ) for the pseudo-second-order kinetic model are higher than 0.99 for all concentrations. These

**Table 3** | The isotherms parameters and correlation coefficients for NOM adsorption onto SMZ3

$T$ (°C)	Langmuir				Freundlich		
	$q_m$ (mg/g)	$K_1$ (L/mg)	$r^2$	$R_L$	$n$	$k_f$ (mg/g)	$r^2$
25	147.23	0.383	0.98	0.44–0.64	1.41	9.97	0.97



indicate that the adsorption of NOM from solution onto SMZ3 obeys the pseudo-second-order kinetic model.

### Adsorption isotherm

In this study, experimental data were analyzed by the Langmuir and Freundlich isotherm models. The linearized form of the Langmuir equation is given as follows:

$$1/q_e = 1/(q_m K_1 C_e) + (1/q_m) \quad (8)$$

where  $C_e$  (mg/L) is the equilibrium concentration of NOM in the solution,  $q_e$  (mg/g) is the amount of NOM adsorbed onto SMZ3 at equilibrium,  $q_m$  (mg/g) is the maximum adsorption capacity, and  $K_1$  (L/mg) is the Langmuir constant related to the sorption energy. The plot of  $1/q_e$  versus  $1/C_e$  gives a straight line (Figure 7(a)), and the slope and intercept of this line correspond to  $q_m$  and  $K_1$ , respectively (Fytianos *et al.* 2000; Shirmardi *et al.* 2013; Vosoughi Niri *et al.* 2014). The calculated correlation coefficient ( $r^2$ ) and the Langmuir constant are presented in Table 3. From the table, it is evident that the maximum NOM sorption capacity of SMZ3 ( $q_m$ ) and the  $r^2$  value are 147 mg/g and 0.97 at 25 °C, respectively. The  $r^2$  of the Langmuir isotherm was greater than that of the Freundlich isotherm for the adsorption of NOM. This implies that the Langmuir model better depicts the adsorption of NOM onto SMZ3 than the Freundlich model. Some investigations of NOM adsorption using several adsorbents have been conducted. For example,

Ferro-Garcia *et al.* (1998) reported that the adsorption capacity of HA on a commercially available activated carbon was 6.9 mg/g. Daifullah *et al.* (2004) prepared activated carbon from rice husks by chemical activation using phosphoric acid and determined that the adsorption capacity was 45 mg/g based on a Langmuir isotherm. Table 1 summarizes the results of some experiments using different kinds of zeolites for removal of NOM. According to data provided in Table 1, SMZ has been shown to be an efficient adsorbent for the elimination of NOM. As shown in Table 1, the zeolite examined in this work has a greater capacity for eliminating NOM, compared to those of previously tested adsorbents. Considering its high adsorption capacity, as well as its profound availability and ease of accessibility in nature, it can be concluded that SMZ is an efficient and economic adsorbent for removing NOM, one of the most prevalent contaminants in most surface water. These characteristics, along with the simplicity of operation, introduce adsorption onto SMZ as a suitable technology for treating NOM-contaminated waters, particularly for rural and small communities.

The essential attributes of the dimensionless separation factor ( $R_L$ ) can be written as follows:

$$R_L = 1/(1 + C_0 K_1) \quad (9)$$

where  $K_1$  (L/mg) is the Langmuir constant and  $C_0$  (mg/L) is the initial concentration of NOM. The  $R_L$  values between 0 and 1 indicate favorable adsorption. The adsorption

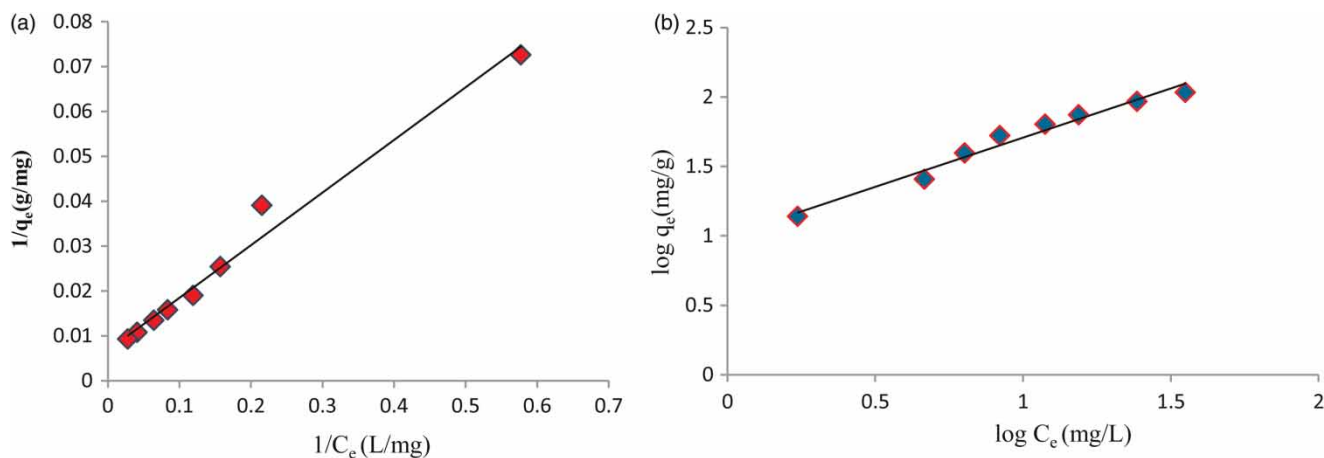


Figure 7 | (a) Langmuir and (b) Freundlich adsorption isotherm of NOM onto SMZ3.

**Table 4** | Literature for the removal of NOM using various zeolites

Adsorbent	Adsorbate	q(max)	Reference
SMZ	NOM	147 mg/g	Present study
SMZ	Tannic acid	111 mg/g	Lin <i>et al.</i> (2011a, b)
SMZ	Humic acid	92 mg/g	Zhan <i>et al.</i> (2011a, b, c)
SMZ	Humic acid	126	Li <i>et al.</i> (2011)
SMZ	Fulvic acid	9.28	Wang <i>et al.</i> (2006)
Italian zeolite	Humic acid	8.5 mg/g	Capasso <i>et al.</i> (2005)
Italian zeolite	Humic acid	1.9 meq/g	Capasso <i>et al.</i> (2007)
Turkish zeolite	Humic acid	1.84 meq/g	Capasso <i>et al.</i> (2005)
Bentonite	Humic acid	40 mg/g	Salman <i>et al.</i> (2007)
Australian zeolite	Humic acid	37 mg/g	Wang <i>et al.</i> (2008)
Bentonite	Humic acid	11 mg/g	Doulia <i>et al.</i> (2009)

process is irreversible when  $R_L$  is 0, linear when  $R_L$  is 1, and unfavorable when  $R_L$  is greater than 1. By calculating the  $R_L$  values for the examined adsorption system, values were found to be 0.44–0.64 for NOM concentrations ranging from 4 to 60 mg/L at 25 °C (Table 3). Accordingly, these values show that the adsorption process is favorable.

Freundlich is another isotherm model for adsorption on an amorphous surface. It assumes the heterogeneity of surface and the exponential distribution of active sites and their energies (Fytianos *et al.* 2000; Shirmardi *et al.* 2013). The linearized form of the Freundlich isotherm is presented as the following equation:

$$\log q_e = \log k_f + (1/n)\log C_e \quad (10)$$

where  $C_e$  (mg/L) is the equilibrium concentration of the adsorbate,  $q_e$  (mg/g) is the amount of NOM adsorbed per the mass unit of the adsorbent, and  $k_f$  (mg/g) and  $n$  are the Freundlich constants where  $n$  is an indicator to determine the adsorption process favorability, and  $k_f$  is the adsorption capacity of the adsorbent. These constants can be determined from the linear plot of  $\log q_e$  versus  $\log C_e$  (Figure 7(b)).  $k_f$  can be explained as the adsorption or distribution coefficient and represents the quantity of NOM adsorbed onto SMZ3 for a unit equilibrium concentration. The magnitude of the exponent,  $1/n$ , gives an indication of the favorability of the adsorption. Values of  $n > 1$  represent a favorable adsorption condition (Haggerty & Bowman 1994; Shirmardi *et al.* 2012). Values of  $k_f$  and  $n$  are calculated

from the intercept and slope of the plot, respectively, and listed in Table 4. The results suggest that SMZ3 adsorbs NOM favorably. However, the values of the correlation coefficients ( $r^2$ ) indicate that the Langmuir isotherm is the best-fitted graph for the adsorption of NOM on SMZ3.

## CONCLUSIONS

The results show that SMZ can be used as a low-cost adsorbent for the adsorption of NOM from aqueous solution, especially in areas where there are many zeolite mines. The adsorption of NOM by SMZ was enhanced at acidic pH levels. For SMZ3, the NOM adsorption process developed reasonably well with the pseudo-second-order kinetic model. Results from this study indicate that HDTMA-modified natural zeolite is a favorable adsorbent for the removal of NOM from aqueous solutions. The equilibrium data fitted well with the Langmuir isotherm. The maximum adsorption capacity of SMZ3 with cationic surfactant for NOM was 147 mg/g at 25 °C and pH 5.

## ACKNOWLEDGMENT

The authors appreciate the financial support of the Deputy of Research, Tehran University of Medical Sciences.

## REFERENCES

- Anirudhan, T. S. & Ramachandran, M. 2007 Surfactant-modified bentonite as adsorbent for the removal of humic acid from wastewaters. *Appl. Clay Sci.* **35** (3), 276–281.
- Ben-Sasson, M., Zidon, Y., Calvo, R. & Adin, A. 2013 Enhanced removal of natural organic matter by hybrid process of electrocoagulation and dead-end microfiltration. *Chem. Eng. J.* **232**, 338–345.
- Brigante, M., Zanini, G. & Avena, M. 2008 On the dissolution kinetics of humic acid particles. Effect of monocarboxylic acids. *Chemosphere* **71** (11), 2076–2081.
- Capasso, S., Salvestrini, S., Coppola, E., Buondonno, A. & Colella, C. 2005 Sorption of humic acid on zeolitic tuff: a preliminary investigation. *Appl. Clay Sci.* **28** (1), 159–165.
- Capasso, S., Coppola, E., Iovino, P., Salvestrini, S. & Colella, C. 2007 Sorption of humic acids on zeolitic tuffs. *Micropor. Mesopor. Mater.* **105** (3), 324–328.
- Chen, J. P. & Wu, S. 2004 Simultaneous adsorption of copper ions and humic acid onto an activated carbon. *J. Colloid Interface Sci.* **280** (2), 334–342.
- Chiang, P. C., Chang, E. E., Chang, P. C. & Huang, C. P. 2009 Effects of pre-ozonation on the removal of THM precursors by coagulation. *Sci. Total Environ.* **407** (21), 5735–5742.
- Cornelissen, E. R., Moreau, N., Siegers, W. G., Abrahamse, A. J., Rietveld, L. C., Grefte, A., Dignum, M., Amy, G. & Wessels, L. P. 2008 Selection of anionic exchange resins for removal of natural organic matter (NOM) fractions. *Water Res.* **42** (1–2), 413–423.
- Daifullah, A., Girgis, B. & Gad, H. 2004 A study of the factors affecting the removal of humic acid by activated carbon prepared from biomass material. *Colloids Surf. Physicochem. Eng. Asp.* **235** (1), 1–10.
- Ding, C. & Shang, C. 2010 Mechanisms controlling adsorption of natural organic matter on surfactant-modified iron oxide-coated sand. *Water Res.* **44** (12), 3651–3658.
- Douliá, D., Leodopoulos, C., Gimouhopoulos, K. & Rigas, F. 2009 Adsorption of humic acid on acid-activated Greek bentonite. *J. Colloid Interface Sci.* **340** (2), 131–141.
- Ferro-Garcia, M., Rivera-Utrilla, J., Bautista-Toledo, I. & Moreno-Castilla, C. 1998 Adsorption of humic substances on activated carbon from aqueous solutions and their effect on the removal of Cr(III) ions. *Langmuir* **14** (7), 1880–1886.
- Fytianos, K., Voudrias, E. & Kokkalis, E. 2000 Sorption-desorption behaviour of 2,4-dichlorophenol by marine sediments. *Chemosphere* **40** (1), 3–6.
- Ghiaci, M., Abbaspur, A., Kia, R. & Seyedejn-Azad, F. 2004 Equilibrium isotherm studies for the sorption of benzene, toluene, and phenol onto organo-zeolites and as-synthesized MCM-41. *Sep. Purif. Technol.* **40** (3), 217–229.
- Haggerty, G. M. & Bowman, R. S. 1994 Sorption of chromate and other inorganic anions by organo-zeolite. *Environ. Sci. Technol.* **28** (3), 452–458.
- Hartono, T., Wang, S., Ma, Q. & Zhu, Z. 2009 Layer structured graphite oxide as a novel adsorbent for humic acid removal from aqueous solution. *J. Colloid Interface Sci.* **333** (1), 114–119.
- Ho, Y.-S. & McKay, G. 1999 Pseudo-second order model for sorption processes. *Process Biochem.* **34** (5), 451–465.
- Imyim, A. & Prapalimrungsi, E. 2010 Humic acids removal from water by aminopropyl functionalized rice husk ash. *J. Hazard. Mater.* **184** (1–3), 775–781.
- Karadag, D., Turan, M., Akgul, E., Tok, S. & Faki, A. 2007 Adsorption equilibrium and kinetics of reactive black 5 and reactive red 239 in aqueous solution onto surfactant-modified zeolite. *J. Chem. Eng. Data* **52** (5), 1615–1620.
- Koh, S. M. & Dixon, J. B. 2001 Preparation and application of organo-minerals as sorbents of phenol, benzene and toluene. *Appl. Clay Sci.* **18** (3), 111–122.
- Koopal, L. K., Goloub, T. P. & Davis, T. A. 2004 Binding of ionic surfactants to purified humic acid. *J. Colloid Interface Sci.* **275** (2), 360–367.
- Landrum, P. F., Nihart, S. R., Eadie, B. J. & Gardner, W. S. 1984 Reverse-phase separation method for determining pollutant binding to Aldrich humic acid and dissolved organic carbon of natural waters. *Environ. Sci. Technol.* **18** (3), 187–192.
- Li, C., Dong, Y., Wu, D., Peng, L. & Kong, H. 2011 Surfactant modified zeolite as adsorbent for removal of humic acid from water. *Appl. Clay Sci.* **52** (4), 353–357.
- Lin, J., Zhan, Y., Zhu, Z. & Xing, Y. 2011a Adsorption of tannic acid from aqueous solution onto surfactant-modified zeolite. *J. Hazard. Mater.* **193**, 109–111.
- Lin, J., Zhan, Y., Zhu, Z. & Xing, Y. 2011b Adsorption of tannic acid from aqueous solution onto surfactant-modified zeolite. *J. Hazard. Mater.* **193**, 102–111.
- Mahvi, A., Maleki, A., Rezaee, R. & Safari, M. 2009 Reduction of humic substances in water by application of ultrasound waves and ultraviolet irradiation. *Iranian J. Environ. Health Sci. Eng.* **6** (4), 233–240.
- Monash, P. & Pugazhenthii, G. 2010 Investigation of equilibrium and kinetic parameters of methylene blue adsorption onto MCM-41. *Korean J. Chem. Eng.* **27** (4), 1184–1191.
- Newcombe, G., Morrison, J., Hepplewhite, C. & Knappe, D. R. U. 2002 Simultaneous adsorption of MIB and NOM onto activated carbon: II. Competitive effects. *Carbon* **40** (12), 2147–2156.
- Salman, M., El-Eswed, B. & Khalili, F. 2007 Adsorption of humic acid on bentonite. *Appl. Clay Sci.* **38** (1), 51–56.
- Shirmardi, M., Mesdaghinia, A., Mahvi, A. H., Nasser, S. & Nabizadeh, R. 2012 Kinetics and equilibrium studies on adsorption of Acid Red 18 (Azo-Dye) using multiwall carbon nanotubes (MWCNTs) from aqueous solution. *E-J. Chem.* **9** (4), 2371–23783.
- Shirmardi, M., Mahvi, A., Hashemzadeh, B., Naeimabadi, A., Hassani, G. & Niri, M. 2013 The adsorption of malachite green (MG) as a cationic dye onto functionalized multi walled carbon nanotubes. *Korean J. Chem. Eng.* **30** (8), 1603–1608.

- Sun, W.-L., Xia, J., Li, S. & Sun, F. 2012 Effect of natural organic matter (NOM) on Cu(II) adsorption by multi-walled carbon nanotubes: Relationship with NOM properties. *Chem. Eng. J.* **200–202**, 627–636.
- Torabian, A., Kazemian, H., Seifi, L., Bidhendi, G. N., Azimi, A. A. & Ghadiri, S. K. 2010 Removal of petroleum aromatic hydrocarbons by surfactant-modified natural zeolite: the effect of surfactant. *Clean Soil Air Water* **38** (1), 77–83.
- Vosoughi Niri, M., Shirmardi, M., Asadi, A., Golestani, H., Naeimabadi, A., Mohammadi, M. J. & Heidari Farsani, M. 2014 Reactive Red 120 dye removal from aqueous solution by adsorption on nano-alumina. *J. Water Chem. Technol.* **36** (3), 125–133.
- Wang, S. & Peng, Y. 2010 Natural zeolites as effective adsorbents in water and wastewater treatment. *Chem. Eng. J.* **156** (1), 11–24.
- Wang, S. & Zhu, Z. H. 2007 Humic acid adsorption on fly ash and its derived unburned carbon. *J. Colloid Interface Sci.* **315** (1), 41–46.
- Wang, S., Gong, W., Liu, X., Gao, B. & Yue, Q. 2006 Removal of fulvic acids using the surfactant modified zeolite in a fixed-bed reactor. *Sep. Purif. Technol.* **51** (3), 367–373.
- Wang, S., Terdkiatburana, T. & Tadé, M. 2008 Adsorption of Cu (II), Pb(II) and humic acid on natural zeolite tuff in single and binary systems. *Sep. Purif. Technol.* **62** (1), 64–70.
- Wu, F. C., Tseng, R. L. & Juang, R. S. 2002 Adsorption of dyes and humic acid from water using chitosan-encapsulated activated carbon. *J. Chem. Technol. Biotechnol.* **77** (11), 1269–1279.
- Zazouli, M., Nasser, S., Mahvi, A., Mesdaghinia, A., Younesian, M. & Gholami, M. 2007 Determination of hydrophobic and hydrophilic fractions of natural organic matter in raw water of Jalalieh and Tehranspars water treatment plants (Tehran). *J. Appl. Sci.* **7** (18), 2651–2655.
- Zazouli, M., Nasser, S., Mahvi, A., Gholami, M., Mesdaghinia, A. & Younesian, M. 2008 Retention of humic acid from water by nanofiltration membrane and influence of solution chemistry on membrane performance. *Iranian J. Environ. Health Sci. Eng.* **5** (1), 33–46.
- Zhan, X., Gao, B., Wang, Y. & Yue, Q. 2011a Influence of velocity gradient on aluminum and iron floc property for NOM removal from low organic matter surfacewater by coagulation. *Chem. Eng. J.* **166** (1), 116–121.
- Zhan, Y., Lin, J., Qiu, Y., Gao, N. & Zhu, Z. 2011b Adsorption of humic acid from aqueous solution on bilayer hexadecyltrimethyl ammonium bromide-modified zeolite. *Front. Environ. Sci. Eng. China* **5** (1), 65–75.
- Zhan, Y., Zhu, Z., Lin, J., Qiu, Y. & Zhao, J. 2011c Removal of humic acid from aqueous solution by cetylpyridinium bromide modified zeolite. *J. Environ. Sci.* **22** (9), 1327–1334.

First received 2 April 2014; accepted in revised form 6 October 2014. Available online 1 November 2014